

Focus on what matters

Identify purchase and payment errors. Get your margins back.



Supplier and item scoring to identify recoveries

Visualization tools to graph key pricing data over time

Multi-scenario pricing analysis

Complete claim management system

Encryption to protect data, privacy and security

firststrike RetailPro identifies items with recoverable errors at a 90% accuracy. Allowing more time to focus on items that matter. Not the thousands of items that provide no return.

Automated analysis of 140+ data points (POS, inventory systems, chargebacks) pinpoints suppliers and their items with a high likelihood for a recovery. RetailPro then visualizes key data sources (POS retail amount, purchase amount, profit) over time to clearly see when and how the discrepancy originated.

With opportunities identified, users can run multiple claim type scenarios based on their specific business rules to determine the most valuable output.

The audit team can utilize RetailPro for the complete audit process – from the assignment of audit tasks all the way thru the lifecycle of claim collections – all within a single environment.

Predictive Analytics

The data already knows.

RetailPro was built by industry experts with decades of experience and vetted at one of the largest retailers in the world – massive global supply chain, hundreds of thousands of products, and a wide range of retailing allowances, discounts and pricing volatility.









We needed to remove the painful, manual process of determining which items contained purchase charge errors.

RetailPro integrated with supplier and item data sources to analyze every pricing change. Every chargeback. Every markdown. Every decrease in profit.

And recovered 40% more.

Less work, a lot more in recoveries.

Key Indicators

-  Margin Performance
-  Promotional Purchasing
-  Cost and Pricing Change
-  Inventory Changes
-  Scanned Sales
-  Markdowns
-  Vendor Allowance
-  Purchasing and Sales Volume

Visualization

See it. Recover it.

Auditor workbenches hide data. It's easy to. Because the data all looks the same.

The RetailPro graphing tool allows you to quickly visualize items that were identified as likely to have purchase charge errors. Select the item and boom: the last year of pricing, cost, profit and any data point you need to make a claim.

Seasonal items like back-to-school supplies, holiday presents, and beach toys stand out. So auditors quickly see the errors and get recoveries faster.

