

# Enable Everyone on Your Team with apexanalytix Learn

**Patrick Jackson**

*Director, Organizational Development*

**Julia MacFall**

*VP, Professional Services*

# Let's start with a quick show of hands

1 Who has struggled to get their team fully trained on a new system?

2 Who has run a live training where less than half of invited users showed up?

3 Who has had users open support tickets for things covered in training?

**The #1 reason implementations stall is not technology -- it's adoption.**

# Today we're going to show you



## The Problem

Why traditional live training isn't always enough



## The Solution

What apexanalytix Learn is and why it works



## From the Field

Implementation insights from Professional Services



## Product Tour

Exclusive look at key features of Learn.



## Suites & Roadmap

What's available now -- and what's coming



## Open Discussion

Your challenges, your questions, your next steps

# The Problem: Training as an Event

Why traditional training isn't always enough



## Knowledge Retention

Live virtual training isn't "sticky".



## Rotating Users/Groups

New teams need to be trained quickly.



## Compliance Gaps

Inconsistent knowledge leaves you vulnerable to compliance risks.



## User Frustration

Untrained users overwhelm help desks with basic queries



## User Enablement

Traditional training doesn't offer pathways to become an expert.

# Training as an Event + Enablement at Scale

Adding Value with Self-paced Learning

	Traditional Live Training	+	Self-paced Learning
<b>Scheduling</b>	✗ One-and-done events		✓ Anytime access -- zero scheduling
<b>Retention</b>	✗ Knowledge decays after the session		✓ Always available as a reference and updated regularly
<b>Measurement</b>	✗ Hard to track who learned what		✓ Completion tracking, quiz scores and feedback
<b>Support Load</b>	✗ Untrained users flood help desks		✓ Self-sufficient users, fewer tickets

# The Data Backs it Up

These aren't edge cases -- they're industry-wide realities

49%

of professionals say executives are concerned employees lack skills to execute strategy

*LinkedIn Learning (2025)*

47%

of digital workers struggle to find the information needed to do their job

*Gartner (2023)*

12%

of US employees say their org has a good onboarding process

*Gallup (2021)*

## Discussion

*Think about your last system rollout. What was the hardest part about getting people trained?*

# The Solution: apexanalytix Learn

An on-demand training hub built for your team

## What is it?

- ✔ Expert-built, on-demand courses for apexanalytix products.
- ✔ Voice-over instruction with real workflow examples.
- ✔ Interactive exercises, knowledge checks & simulated tutorials.
- ✔ Available 24/7 on any device -- phone, tablet, or laptop.

4.18

Overall course rating as of 3/26/26

74%

Rated easy to navigate and highly effective.

## Designed for new users on:

- ➔ Operations Teams
- ➔ Analysts & Business Users
- ➔ IT Professionals
- ➔ Suppliers

# From the Field: How Learn Changes Implementations

Insights from the Professional Services Team

## BEFORE LEARN

Weeks spent coordinating live training sessions

Some users never got trained before go-live

Go-live meant a flood of basic support tickets

## AFTER LEARN

Users start learning on day one -- no scheduling needed

Training available to all admin users

Fewer support tickets at go-live

# Real Results from Real Implementations

Representative Outcomes from Client Rollouts

## Global Chemical Company

### CHALLENGE

Need to quickly train a large team.

### SOLUTION

Enrolled team in apexanalytix Learn.

### RESULT

Training delivered to 100% of team.

### IMPACT

Reduced 1-month onboarding to 2 weeks.

*"[The courses] had a clear, simple and fresh user interface with a range of ways to interact with them – some of the team preferred to listen to the audio track, whilst others read the text as best suited their style of learning."*

**-Head of CoE and Compliance**

# apexanalytix Learn – Product Tour

Learner Dashboard – Access Everything in One Place

apexanalytix | Learn

Welcome, Patrick!

Dashboard

- Getting Started with Portal Risk and Fraud  
Resume ▶
- Catalog  
Explore all available courses
- Admin Training  
New to Portal? Get started here!
- Registration Essentials  
Get started with Registration Essentials here!
- Transcript  
View Transcript

My Courses

# apexanalytix Learn – Product Tour

Interactive Courses Suit a Variety of Learning Preferences

The screenshot displays the Apex Analytix Learn course interface. The main content area features a video player with a play button and a progress bar. Below the video, there is a text-based introduction and a section titled 'Key Elements' with three interactive flashcards. The left sidebar shows a course progress indicator at 9% complete and a list of course topics. The right sidebar shows course tasks and a 'Next: Course Evaluation' button.

**Getting Started with Portal Risk and Fraud**

9% COMPLETE

Introduction

Risk & Fraud Module Overview

Risk & Fraud Dashboard: Scorecards View

Risk & Fraud Dashboard: Supplier List View

Risk Details

Risk Scoring System

Overview Lesson Details Reviews

Press the play button above to access related audio for this lesson.

1:30 1x

The Risk and Fraud module is designed for organizations to identify and assess entity risks, which are risks associated with entities throughout the entity lifecycle.

From the information and responses that the entities provided, the Portal will calculate and provide you with the risk score of your entities to determine their risk level.

**Key Elements**

Flip the flashcards below to learn more about key elements of the Risk & Fraud module.

Next: Course Evaluation

In Progress 0%

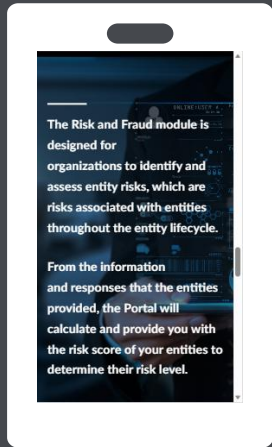
Getting Started with Portal Risk and Fraud

Course Tasks 0/1

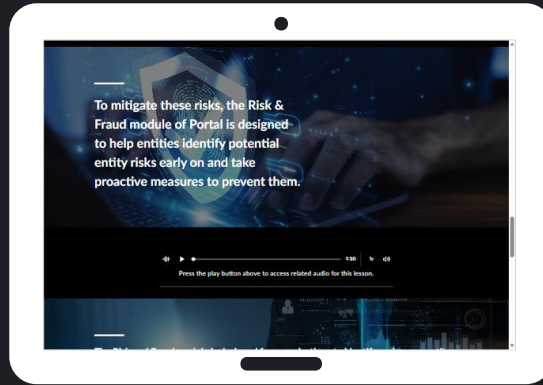
Course Evaluation

# apexanalytix Learn – Product Tour

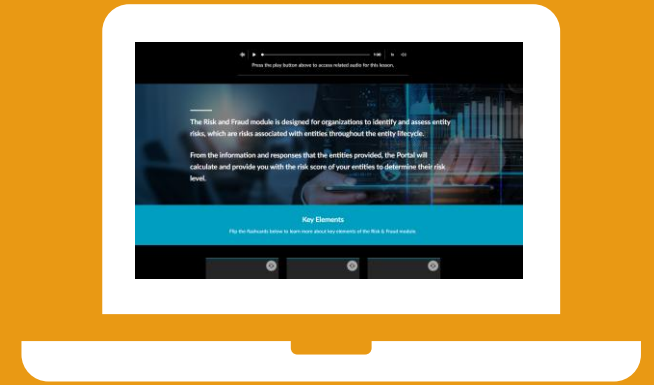
Access Courses From Any Device



Phone



Tablet



Laptop

# apexanalytix Learn – Product Tour

Reinforce Key Concepts with Knowledge Checks and Quizzes

The screenshot displays the Apex Analytix Learn interface during a 'Knowledge Check' for the course 'Portal Administration | Mass Update'. The interface is divided into three main sections: a left sidebar, a central content area, and a right sidebar.

**Left Sidebar:** Shows the course progress at 22% COMPLETE. The course content is listed as follows:

- Introduction (Completed)
- What is Mass Update? (Not Completed)
- Access (Not Completed)
- Simple Mass Update with Guidelines (Completed)
- Mass Update Multiple Entities with the Excel Template (Not Completed)
- Support and Troubleshooting Tips (Not Completed)

**Central Content Area:** Titled 'Knowledge Check', it contains the following text: 'You need to update the Payment Terms for a specific vendor. When setting up the Mass Update, you select Vendor ID as the Field Criteria. What additional step is required?'. Below this are four multiple-choice options:

- You must download and use the Excel template.
- You must specify the Data Source via an additional dropdown menu.
- You must enter the Current Value before proceeding.
- You must open a second browser tab for the All Suppliers page.

The selected option is marked as incorrect with a red 'X' icon. A feedback message states: 'Opening two browser tabs is a recommended best practice for any Mass Update, not a specific requirement for using Vendor ID.'

**Right Sidebar:** Shows course navigation and progress. It includes a 'Next: Course Evaluation' button, an 'In Progress' indicator at 0%, and a 'Course Tasks' section with 0/1 tasks completed. The 'Course Evaluation' task is currently locked.

# apexanalytix Learn – Product Tour

## Learner Transcript

**Certificates** 🕒 Certificate is expired

Course Title ▲	Valid From ▶	Expires ▶	View
Portal Administrator Training	December 17, 2025 9:25 AM		<a href="#">Download</a>

**Courses**

Course Title ▲	Status ▶	View
Getting Started with Overpayment Prevention	<span>🔄 In Progress</span>	<a href="#">Results</a>
Getting Started with Portal Risk and Fraud	<span>🔄 In Progress</span>	<a href="#">Results</a>
Getting Started with Portal Support	<span>⊖ Not Started</span>	<a href="#">Start</a>
Getting Started with Registration Essentials	<span>⊖ Not Started</span>	<a href="#">Start</a>
Portal Administration   Managing Translations	<span>✅ Complete</span>	<a href="#">View</a>



# Suites and Pricing

Structured Learning Paths for Every Team

## Registration Essentials Suite

**\$2,000/yr** per named user

- ✓ Getting Started with Reg Essentials
- ✓ Data Validations
- ✓ BankPro
- ✓ smartvm App
- ✓ Supplier Enablement
- ✓ Reports and OData

*Best for: Supplier onboarding & AP teams*

## Administration Suite

**\$3,500/yr** per named user

- ✓ Security and Passkeys
- ✓ Roles
- ✓ Mass Update
- ✓ Managing Translations
- ✓ Getting Started with Portal Support
- ✓ Reports and OData

*Best for: IT admins & system managers*

## Risk Suite

**\$2,000/yr** per named user

- ✓ Getting Started with Risk & Fraud
- ✓ Roadmap: ESG, Cyber Risk, and more
- ✓ Supplier Enablement
- ✓ Reports and OData

*Best for: Risk, compliance & fraud teams*

*Your investment grows with your program.*

# What's Coming in 2026

Our course catalog is growing – your investment gets more valuable over time

## Available Now

- ✓ Registration Essentials Suite (7 courses)
- ✓ Administration Suite (8 courses)
- ✓ Risk Suite (4 courses)
- ✓ Overpayment Prevention | Getting Started

## 2026 Roadmap

- ✓ Portal Tasks
- ✓ Managing Email Templates
- ✓ Rules Engine | Getting Started
- ✓ Rules Engine | Layout Rules
- ✓ Rules Engine | Action Rules
- ✓ Risk & Fraud | ESG
- ✓ Risk & Fraud | Cyber Risk

# Your Training Challenges – Let's Solve Them Together

Interactive Q&A Session

Q1

**What's your biggest pain point when training teams on new systems or tools?**

*Think about: scheduling, completion, knowledge gaps, support load*

Q2

**What would 'ideal training' look like for your organization?**

*Think about: format, timing, content depth, measurement, flexibility*

Q3

**What learning gaps exist today that aren't being addressed by your current training programs?**

*Think about: new hires, role-specific needs, ongoing reinforcement*

# Training Shouldn't Be a Bottleneck.

It should be an accelerator.

1

## Audit your current training approach

*What's working? What's not? Use today's discussion as a starting point.*

2

## Try and buy

*By attending today, you'll gain access to our Getting Started with Risk & Fraud Course.*

3

## Get in touch with us!

*Discuss which training fits your team's current needs and program maturity.*

Visit our website to learn more:

